

YORKSHIRE SMALL BORE RIFLE & PISTOL ASSOCIATION
RULES & REGULATIONS FOR SHORT RANGE BENCHREST LEAGUE 2008

Any Rifle may be used - Target Rifle, Sporting Rifle
only .22 Calibre Rimfire Ammunition

Any Air Rifle compressed air or CO2 with .22 or .177 flat headed pellets.

Only ammunition made of lead or similar soft material are permitted

Rifles fitted with magazines may only be loaded with one cartridge or pellet

Sights - any open target sight or telescope sight of any magnification are permitted

Barrel weights or harmonic tuners are permitted

Targets - Only 25 yds or 20 yds Yorkshire 2004 targets must be used no photo copy or own printed targets will be scored.

All targets will be scored using .22 gauge regardless of calibre used

The Rest - Can be made of metal or wood and may only support the front end of the Rifle it must not be fixed to the bench or fore end of the rifle in any way it may have a flat platform in the horizontal plane, this can be covered with thin non-slip material ie cloth or leather, no sandbags or side extensions shall be permitted. Only vertical adjustment is allowed.

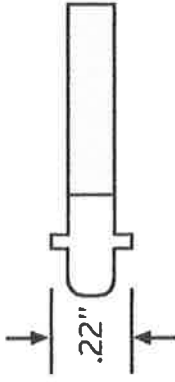
Rifle Butt - The fore end of the rifle may be flat max 3" at its widest point, 90 degrees to the line of the barrel, a specialist stock or a flat plate attached to the bottom of rifle stock, any material may be used. When in the firing position the rifle butt must be placed against the shoulder and supported by the shooters hand the butt end of the rifle may not rest on the table, a shooting glove may be used.

Bench - The shooter must be seated at a bench , this can be of any height to suit the shooter , the bench top may be shaped as to form an extension to support the right elbow or left .

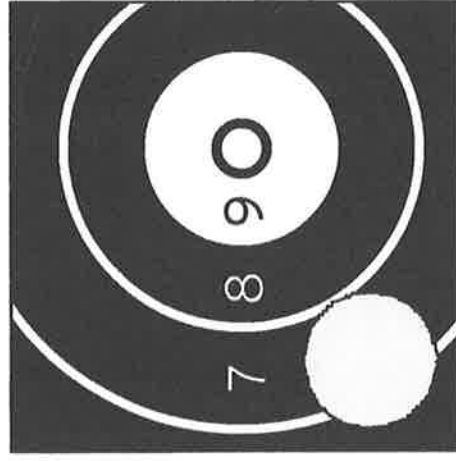
Seat – the seat or chair may be of any design and can be adjustable for height.

Yorkshire 25yds Bench Rest: How to score the card

.22" marking gauge must be used

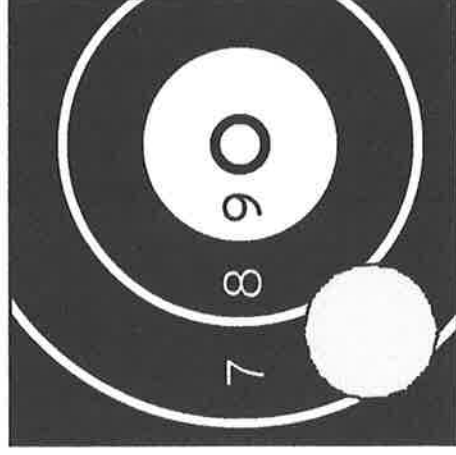


1. Inward scoring for rings 5 to 10 (see examples 1 and 2)
2. Lower than 5 ring achieves no score, 10 points lost
3. Outward scoring to achieve + 1 (see example 4)



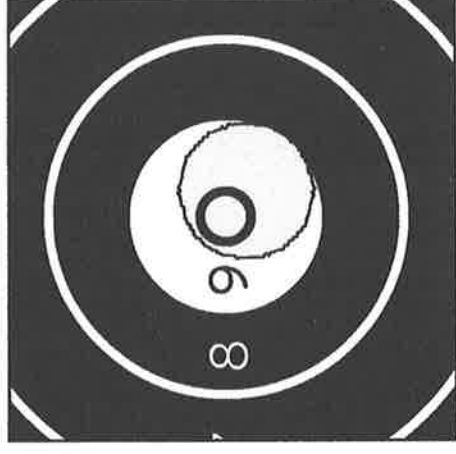
Example 1:

Touch line = lower score
Example shown scores 7




Example 2:

Break line = higher score
Example shown scores 8



Example 3:

Break 9 ring = no extra point
Example shown scores 10



Example 4:

Clear 9 ring = extra point scored
Example shown scores 10 + 1

To obliterate 2mm ring a .22 marking gauge must not touch ring 9 (outward scoring).